



**UNIQUE INFINITY**



TILES & SANITARYWARE



# UNIQUE INFINITY

## MULTIFORM INFINITY

Unique Infinity is a collection inspired by the black brecciated quartzite from Brazil also known as Negresco. The stone's natural structure, with stippling alternating with larger more neutral areas, gives the new Oasis collection the distinctive visual impression of multiform infinity. Unique Infinity offers two textures, Unique Thar and Infinity Roxx, extremes that attract and complement each other offered in Six colours, with the Brick Linner decor to complete the collection.





CHAIRMAN'S  
MESSAGE



**MR. KARSHAN L. PATEL**  
Chairman  
**Oasis Tiles - India**  
[www.oasistiles.in](http://www.oasistiles.in)

ULTRA MODERN SURFACES  
FOR SPACES EXTRAORDINARY

Around the world,we've been witnessing technological advancement bringing in evolution to various industries. Likewise, the ceramic industry has also evolved from its primitive process of manufacturing tiles. This adaptation towards the contemporary changes has made India world's 3rd largest manufacturer across the globe.

The Oasis group is India's leading company in the manufacturing of Vitrified & Wall tiles and Sanitary ware products. An entity founded in 2006,has flourished its way to rapid success. crowned to be India's leading manufacturers in the ceramics industry.Oasis has been recently awarded as India's Greatest Brands & Leaders 2016-2017 chosen by consumer & industry and also awarded Power Brand India,

Industry Trendsetter2017,storming its way to the top of ceramic tiles brands in India. With such a huge label that we carry with ourselves,our strength lies in the amount of time and technology we provide for the R&D department that allows us to come up with innovative and reliable solutions. To put those solutions into practice,we have got on board, most advanced technology, and machinery that we source from Italy and Spain.

These parameters have helped us to obtain a massive growth rate since, in the year 2007, we had commenced with the production capacity of 55.000 SqMtr. per day along with exclusive Sanitary-Ware plant with a total production capacity of 2,50,0000 pieces every year. All in all,with an extensive range of high gloss glazed Vitrified tiles. Glazed Vftritred Tiies, Glazed Outdoor Vitrified Tiles, FullBody Vitrified Tiles, Double Charge Vitrified Tiles, Glazed Ceramic Wall Tiles and exclusive Sanitary-Ware collection, we are enroute to fulfilling your own dream.




**Motley**  
RANDOM DEEP SURFACE





# UNIQUE INFINITY



## Motley

RANDOM DEEP SURFACE

Introducing "Motley" our innovative porcelain tile series designed for those who appreciate the beauty of individuality. Each tile in this collection is a masterful blend of colors and patterns, reflecting a rich tapestry of inspiration that transforms any space into a personalized haven.

Perfectly crafted for both residential and commercial applications, "Motley" invites you to break away from the mundane and explore the endless possibilities of design. The collection's dynamic aesthetics create a sense of depth and character, allowing you to curate environments that resonate with your unique style.

Whether you're looking to make a bold statement or add subtle intrigue, "Motley" offers the versatility to achieve your vision. Embrace the unconventional and let your spaces tell a story that is distinctly yours. Experience the art of design with "Motley"—where every tile is a new adventure.



Ideated, Curated, Innovated, and  
Implemented by  
BLACKPEARL CREATION



# UNIQUE INFINITY

## NATURAL HARMONY

Ceramic materials with infinite possibilities, intended to make design a carefree pleasure. Infinity Roxx offers a texture with large areas of the same shade, run through with sparse, precisely defined veins. Unique Thar, on the other hand, has the many inclusions typical of an agglomerate, and the veins are more frequent and regularly spaced. Together, they are the ideal combination for designing spaces with an air of harmonious completeness. Available in 6 shades, Beige, Rusty, White, Dove, Grey and Black, Unique Infinity ceramic stone is outstanding in its density of details, always accurately derived from many-faceted nature, and its distinctive natural refinement.

The Brick Linner three-dimensional decor is offered in the 60x120 size; its distinguishing characteristic is the runs vertically, the basis for striking compositions that harmonise to perfection with the collection's other surfaces. Brick Linner's geometrical design was styled with great care to enable the lines to flow without a break and emphasise the vertical axes of walls to visually increase their height. The resulting effect is compact and extremely dynamic.

## MATERIAL

Teknica Homogenous body stoneware

## SURFACES

INFINITY ROXX/UNIQUE THAR NATURALE Rett.

## THICKNESS

8.5 - 9 mm  
16 mm

## SIZES

STONE LINNER 60x120 Nat. Rett.

UNIQUE THAR 60x120 Nat. Rett.  
60x120 Technica Rett.  
60x60 Nat. Rett.

INFINITY ROXX 60x120 Nat. Rett.  
60x120 Technica Rett.  
60x60 Nat. Rett.

WHITE

RUSTY

BLACK

BEIGE

GREY

DOVE





WALL Beige Unique Thar Nat. Rett. 60x120 - 24" x 48"

# CONTINUITÀ VISIVA IN&OUT



TOTAL LOOK  
IN & OUT





FLOOR Beige Infinity Roxx Nat. Rett. 60x60 - 24" x 24"




FLOOR Beige Infinity Roxx Nat. Rett. 60x60 - 24" x 24"  
WALL Beige Unique Thar Nat. Rett. 60x120 - 24" x 48"





FLOOR Rusty Infinity Roxx Nat. Rett. 60x60 - 24" x 24"  
WALL Rusty Unique Thar Nat. Rett. 60x120 - 24" x 48"  
Unique Thar Nat. Rett. 60x120 - 24" x 48"  
Brick Linner Rusty Rett. 60x120 - 24" x 48"





FLOOR Rusty Infinity Roxx Nat. Rett. 60x60 - 24" x 24"



Brick Linner Rusty Rett. 60x120 - 24" x 48"





FLOOR Black Infinity Roxx Nat. Rett. 60x120 - 24" x 48"  
WALL Black Unique Thar Nat. Rett. 60x120 - 24" x 48"





FLOOR Black Infinity Roxx Nat. Rett. 60x120 - 24" x 48"



FLOOR Black Infinity Roxx Nat. Rett. 60x120 - 24" x 48"  
WALL Beige Unique Thar Nat. Rett. 60x120 - 24" x 48"





FLOOR Black Infinity RoxxNat. Rett. 60x60 - 24" x 24"  
 WALL Mosaico Chevron Black Unique Thar Nat. 5x20cm - 48x198mm  
 WALL Black Unique Thar Nat. Rett. 60x120 - 24" x 48"



WALL Mosaico Chevron Black Unique Thar Nat. 5x20cm - 48x198mm





FLOOR Black Infinity Roxx Nat. Rett. 60x60 - 24" x 24"  
WALL Black Unique Thar Nat. Rett. 60x120 - 24" x 48"  
Brick Linner Black Rett. 60x120 - 24" x 48"





WALL Brick Linner Black Rett. 60x120 - 24" x 48"



FLOOR Black Infinity Roxx Nat. Rett. 60x60 - 24" x 24"



# MATERIE COMPLEMENTARI



COMPLEMENTARY  
MATERIALS







FLOOR Dove Infinity Roxx Nat. Rett. 60x60 - 24" x 24"  
WALL Dove Unique Thar Nat. Rett. 60x120 - 24" x 48"  
Black, Dove Infinity Roxx Nat. Rett. 60x120 - 24" x 48"  
Brick Linner Dove Nat. Rett. 60x120 - 23<sup>5/8</sup>" x 47<sup>1/4</sup>"  
FURNITURE Dove, Black Unique Thar Nat. Rett.





ALL Black Unique Thar Nat. Rett. 60x120 - 24" x 24"  
Brick Linner Dove Nat. Rett. 60x120 - 24" x 24"



WALL Dove Unique Thar Nat. Rett. 60x120 - 24" x 24"  
Dove Infinity Roxx Nat. Rett. 60x120 - 24" x 24"





FLOOR Grey Infinity Roxx Nat. Rett. 60x60 - 24" x 24"  
WALL Grey Unique Thar Nat. Rett. 60x120 - 24" x 48"  
FURNITURE Brick Linner Grey Nat. Rett. 60x120 - 24" x 48"  
Grey Unique Thar Nat. Rett.





FLOOR Grey Infinity Roxx Nat. Rett. 60x60 - 24" x 24"  
 FURNITURE Brick Linner Grey Nat. Rett. 60x120 - 24" x 48"  
 Grey Unique Thar Nat. Rett.



FLOOR Grey Infinity Roxx Nat. Rett. 60x60 - 24" x 24"  
 FURNITURE Brick Linner Grey Nat. Rett. 60x120 - 24" x 48"





OUTDOOR FLOOR Grey Unique Thar Riverstone. Rett. 60x120 - 24" x 48"  
OUTDOOR WALL Grey Infinity Roxx Nat. Rett. 60x120 - 24" x 48"  
INDOOR WALL Grey Unique Thar Nat. Rett. 60x120 - 24" x 48"  
INDOOR FLOOR Grey Infinity Roxx Riverstone. Rett. 60x120 - 24" x 48"





INDOOR WALL Grey Unique Thar Nat. Rett. 60x120 - 24" x 48"  
 INDOOR FLOOR Grey Infinity Roxx Riverstone. Rett. 60x120 - 24" x 48"



OUTDOOR FLOOR Grey Unique Thar Riverstone. Rett. 60x120 - 24" x 48"



# ARMONIA ESSENZIALE



ESSENTIAL  
HARMONY



FLOOR White Infinity Roxx Nat. Rett. 60x60 - 24" x 24"  
WALL White Unique Thar Nat. Rett. 60x120 24" x 48"





FLOOR White Infinity Roxx Nat. Rett. 60x60 - 24" x 24"  
WALL White Unique Thar Nat. Rett. 60x120 24" x 48"





FLOOR White Infinity Roxx Nat. Rett. 60x120 - 24" x 48"  
 WALL Brick Linner White Nat. Rett. 60x120 - 24" x 48"  
 White Unique Thar Nat. Rett. 60x120 - 24" x 48"



FLOOR White Infinity Roxx Nat. Rett. 60x120 - 24" x 48"  
 WALL Brick Linner White Nat. Rett. 60x120 - 24" x 48"  
 White Unique Thar Nat. Rett. 60x120 - 24" x 48"



# UNIQUE INFINITY

16MM




OUTDOOR FLOOR  
Beige Infinity Rox 16MM Nat. Rett. 60x120 - 24" x 48"  
Beige Unique Thar Nat. Rett. 60x120 - 24" x 48"



# UNIQUE INFINITY

16MM



## HIGH-PERFORMING GOOD LOOKS

**Unique Infinity 16MM** delivers the ideal combination of exquisite appearance and outstanding technical performances in the most widely varying outdoor locations. Paths, pavements and other outdoor solutions that merge perfectly into the surrounding environment and seamlessly continue indoor design schemes can be created with a material offering exceptional resistance to loads, weather and other atmospheric factors. Easily installed dry on grass, sand and gravel, **Unique Infinity 16MM** can also be glued to concrete screeds for vehicle-resistant pavings, or for other projects in commercial or public contexts with heavy traffic, and is perfect for raised floors. **Unique Infinity 16MM** enables stylish design solutions while meeting all the technical demands of contemporary architecture.







INFINITY ROXX

DOVE

GREY

BEIGE

BLACK

RUSTY

WHITE










UNIQUE THAR

# UNIQUE INFINITY

## COLOUR AND SIZES

In the technical version, the surface has outstanding anti-slip properties, making it perfect for public and private outdoor areas.

INFINITY ROXX		UNIQUE THAR
 9 mm.		<b>Naturale Rett.</b> 60x120 - 24" x 48" Dove Grey Beige Black Rusty White
		<b>Riverstone Rett.</b> 60x120 - 24" x 48" Dove Grey Beige Black Rusty White
		<b>Brick linner Rett.</b> 60x120 - 24" x 48" Dove Grey Beige Black Rusty White
		<b>Naturale Rett.</b> 60x60 - 24" x 24" Dove Grey Beige Black Rusty White
 16 mm.		<b>Riverstone Rett.</b> 60x120 - 24" x 48" Dove Beige Rusty White

Laying with a 2 mm-joint is recommended.  
Check the colour matching between different sizes.



UNIQUE INFINITY

BRICK LINNER 60x120



60x120 - 24" x 48"  
Brick Linner Dove Nat. Rett.



60x120 - 24" x 48"  
Brick Linner Beige Nat. Rett.



60x120 - 24" x 48"  
Brick Linner Black Nat. Rett.



60x120 - 24" x 48"  
Brick Linner Rusty Nat. Rett.




60x120 - 24" x 48"  
Brick Linner Grey Nat. Rett.



60x120 - 24" x 48"  
Brick Linner White Nat. Rett.



UNIQUE INFINITY

MOSAICO SQUARE








MOSAICO CHEVRON



	PCS // BOX	SQFT // BOX	SQM // BOX	KGS // BOX
 <b>9.0 MM</b>				
60x120 - 24" x 48" Natural	2	15.5	1.44	28.5 kg. App.
60x120 - 24" x 48" Riverstone	2	15.5	1.44	28.5 kg. App.
60x120 - 24" x 48" Brick Linner	2	15.5	1.44	28.5 kg. App.
60x60 - 24" x 48" Natural	4	15.5	1.44	28.5 kg. App.
 <b>16.0 MM</b>				
60x120 - 24" x 48" Riverstone	2	15.5	1.44	52.00 kg.



TECHNICAL SPECIFICATIONS PORCELAIN STONEWARE

Technical features		Test Method	Requirements for nominal size N			
			7 cm ≤ N < 15 cm	N ≥ 15 cm		Matte   Matte ☒ 9 mm
			MM	(%)	(mm)	
	Length and width	ISO 10545-2	± 0,9 (*) Non-rect. ± 0,4 (*) Rect.	± 0,6 (*) Non-rect. ± 0,3 (*) Rect.	± 2,0 (*) Non-rect. ± 1,0 (*) Rect.	Suitable for
	Thickness		± 0,5 (**)	± 5 (**)	± 0,5 (**)	Suitable for
	Straightness of sides		± 0,8 (***) Non-rect. ± 0,4 (***) Rect.	± 0,5 (***) Non-rect. ± 0,3 (***) Rect.	± 1,5 (***) Non-rect. ± 0,8 (***) Rect.	Suitable for
	Rectangularity (Measurement only on short edges when L/l ≥ 3)		± 0,8 (****) Non-rect. ± 0,4 (****) Rect.	± 0,5 (****) Non-rect. ± 0,3 (****) Rect.	± 2,0 (****) Non-rect. ± 1,5 (****) Rect.	Suitable for
	Surface flatness	ISO 10545-2	c.c. ± 0,8 Non-rect. c.c. ± 0,6 Rect.	c.c. ± 0,5 Non-rect. c.c. ± 0,4 Rect.	c.c. ± 2,0 Non-rect. c.c. ± 1,8 Rect.	Suitable for
			e.c. ± 0,8 Non-rect. e.c. ± 0,6 Rect.	e.c. ± 0,5 Non-rect. e.c. ± 0,4 Rect.	e.c. ± 2,0 Non-rect. e.c. ± 1,8 Rect.	
			w. ± 0,8 Non-rect. w. ± 0,6 Rect.	w. ± 0,5 Non-rect. w. ± 0,4 Rect.	w. ± 2,0 Non-rect. w. ± 1,8 Rect.	
Water absorption (in% by mass)		ISO 10545-3	E <sub>v</sub> ≤ 0,5% Individual Maximum 0,6%			≤ 0,1 %
		ASTM C373	Requirement ANSI A137.1-2017 Water absorption max ≤ 0,5%			≤ 0,5 %
	Breaking strength	ISO 10545-4	S ≥ 700N (for thickness < 7,5 mm - per spessore < 7,5 mm ) S ≥ 1300N (for thickness ≥ 7,5 mm - per spessore ≥ 7,5 mm)			S ≥ 1500 N
	Modulus of rupture		R ≥ 35 N/mm²			R ≥ 40 N/mm²
	Bending strength and breaking load		EN 1339 Annex F	-		
Impact resistance, as coefficient of restitution		ISO 10545-5	Declared value			≥ 0,55
	Mohs hardness	EN 101	-			6
Resistance to deep abrasion of unglazed tiles (removed volume)		ISO 10545-6	≤ 175 mm³			≤ 150 mm³
« ° »	Coefficient of thermal linear expansion	ISO 10545-8	Declared value			≤ 7MK <sup>-1</sup>
Thermal shock resistance		ISO 10545-9	Pass according to EN ISO 10545-1			Resistant
Moisture expansion (in mm/m)		ISO 10545-10	Declared value			≤ 0,01% (0,1mm/m)
Frost resistance		ISO 10545-12	Pass according to EN ISO 10545-1			Resistant
	Bond strength/adhesion for improved cementitious adhesives	EN 1348	Declared value			≥ 1,0 N/mm² (Class C2 - EN 12004)
Reaction to fire		-	Class A1 or A1 <sub>fl</sub>			A1 - A1 <sub>fl</sub>
Resistance to household chemicals and swimming pool salts		ISO 10545-13	Minimum Class B			A
Resistance to low concentrations of acids and alkalis			Declared Class			LA
Resistance to high concentrations of acids and alkalis			Declared Class			HA
Resistance to staining, for unglazed tiles		ISO 10545-14	Declared Class			5
(1)/(2)	Shod Ramp Test	EN 16165 ANNEX B (EX DIN 51130)	Declared value			R9
	Barefoot Ramp Test	EN 16165 ANNEX A (EX DIN 51097)	Declared value			A+B
	Pendulum Friction Test	BS 7976	PTV ≥ 36 classifies the surface as "low slip risk"			≥ 36 Dry ≥ 36 Wet
		AS 4586	Declared Classification of the new pedestrian surface materials according to the Pendulum Test			Class P3
		UNE-ENV 12633	Declared value			Class C2
	Coefficient of friction (COF)		B.C.R.A. Rep. CEC/81	D. M. 236/89 del 14/06/89 >0,40 per elemento scivolante cuoio su pavimentazione asciutta >0,40 per elemento scivolante gomma dura su pavimentazione bagnata		
Dynamic coefficient of friction (DCOF)		ANSI A 326,3	-			wet DCOF ≥ 0,50





TILES & SANITARYWARE

**CORPORATE OFFICE:**

OASIS VITRIFIED PVT. LTD.  
8-A N. H., Kandla Road,  
Morbi - 363642, Gujarat, INDIA

+91 70462 88888  
info@oasistiles.in  
www.oasistiles.in

**DELHI OFFICE:**

J- 3/1, B1 Extn. first floor,  
Mohan Co-operative Industrial  
Estate, New Delhi - 110044, INDIA

+91 99090 00574  
delhi@oasistiles.in

**BANGLORE OFFICE:**

No. 25, 1st floor, GR Mansion,  
TC Palya Main Road, RM Nagar,  
BANGLORE - 560016, INDIA

+91 99747 42428  
karnataka@oasistiles.in

**AHMEDABAD OFFICE:**

GF-01, New York Tower - A,  
Thaltej Cross Road, Thaltej,  
Ahmedabad - 380054 (Guj.) INDIA.

+91 99098 04646  
amd@oasistiles.in

**BHUBHNESHWAR OFFICE:**

Plot No. 3951 / 8993,  
Puri Bypass Road, Pandra,  
Bhubaneswar - 751010 Orissa INDIA.

+91 72289 53167  
orissa@oasistiles.in

**INTERNATIONAL INQUIRY:**

OASIS TILES INDIA

+91 99099 88668  
export@oasistiles.in